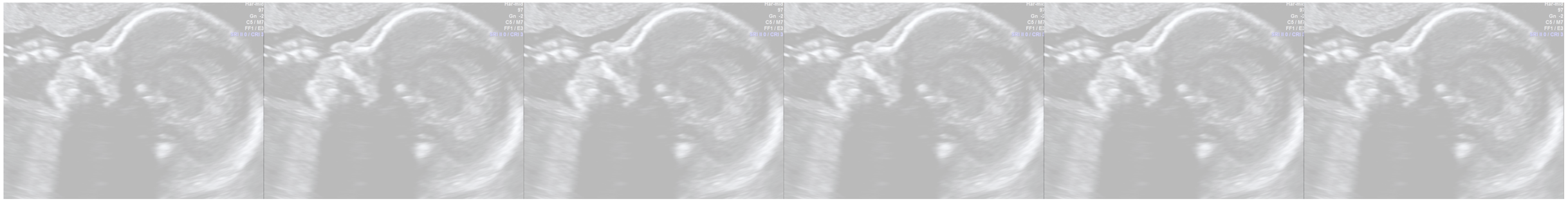

XXXII JORNADA CATALANA DE DIAGNÒSTIC PRENATAL ECOGRÀFIC

IRENE CASAS URREZ (HOSPITAL CLÍNIC DE BARCELONA I HOSPITAL SANT JOAN DE DÉU, BCNATAL)

CAS OCULT

PRIMERA ECOGRAFIA DE LA GESTACIÓ (26.1 SG)

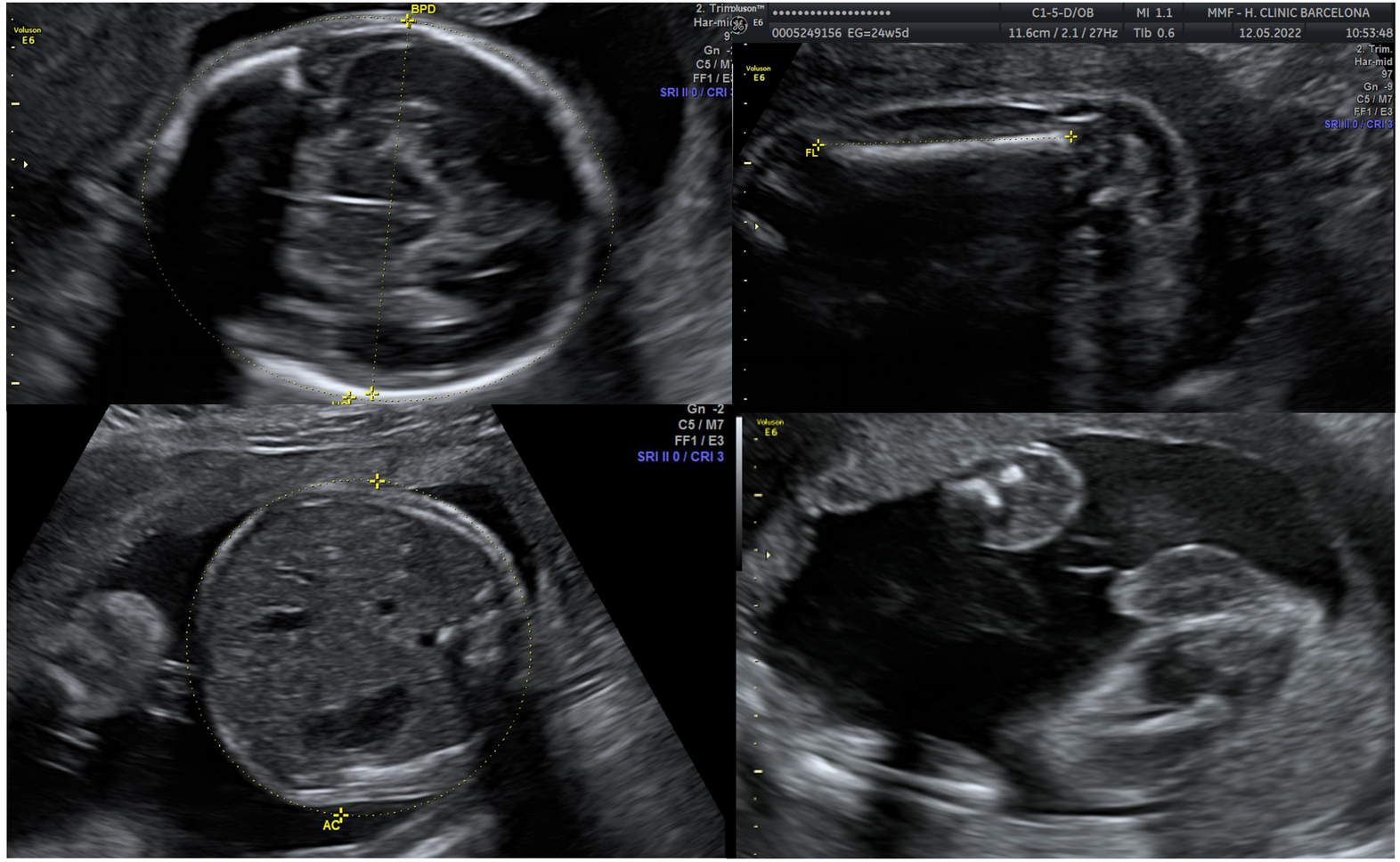

CAS OCULT

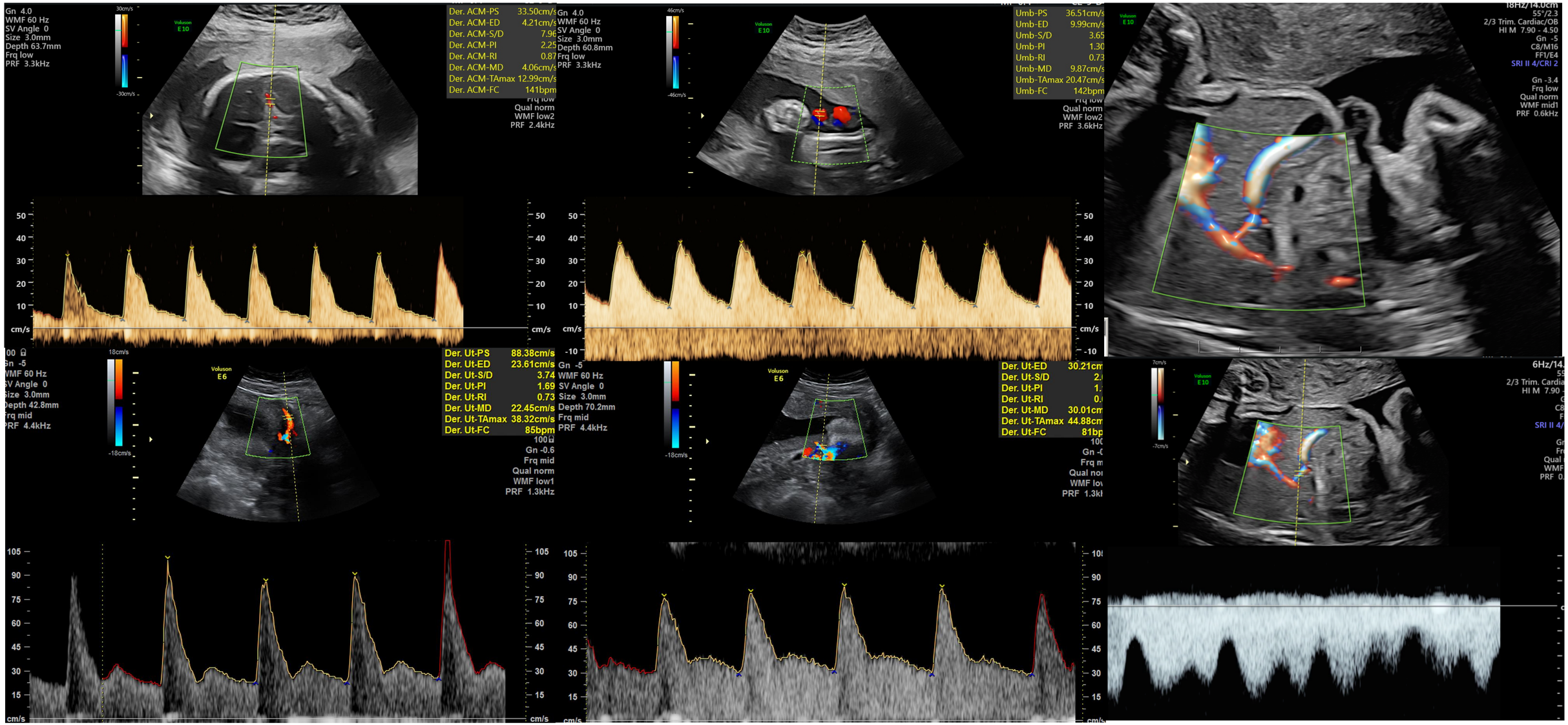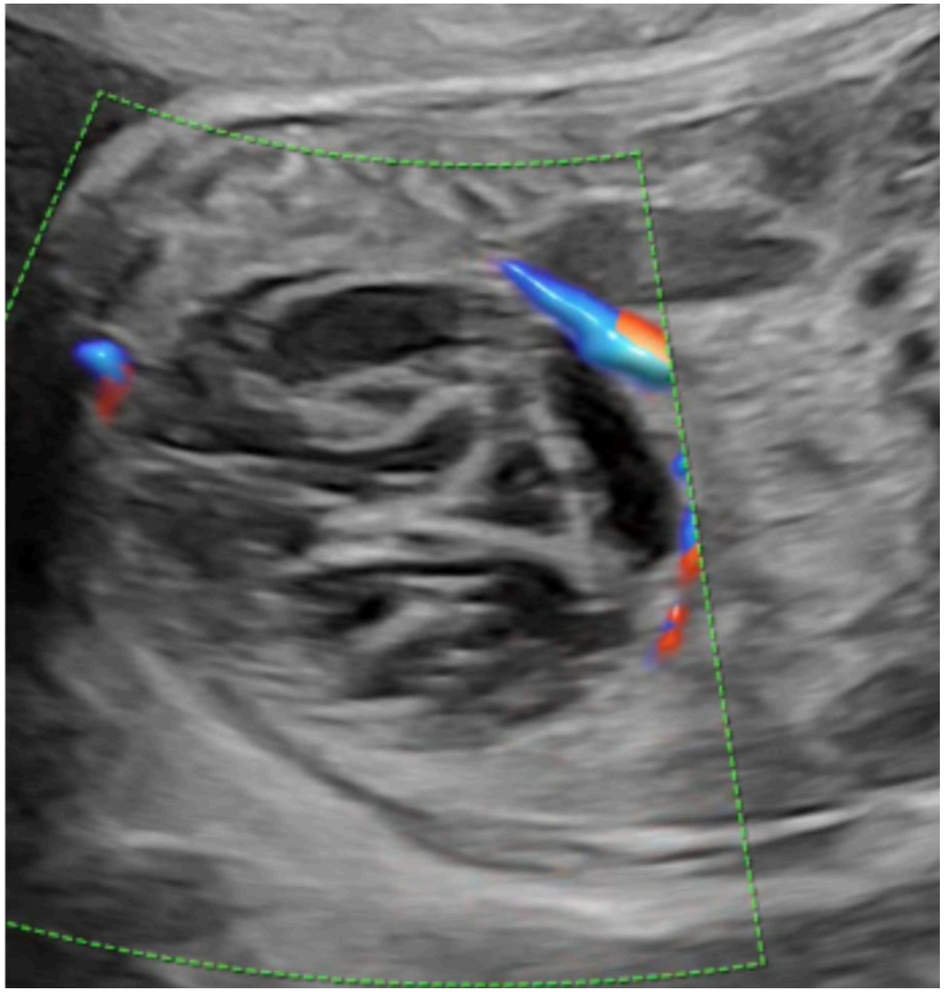
Gn 4.0
WMF 60 Hz
SV Angle 0
Size 3.0mm
Depth 63.7mm
Frq low
PRF 3.3kHz
Voluson E10
Der. ACM-PS 33.50cm/s
Der. ACM-ED 4.21cm/s
Der. ACM-S/D 7.96
Der. ACM-PI 2.25
Der. ACM-RI 0.87
Der. ACM-MD 4.06cm/s
Der. ACM-TAmax 12.99cm/s
Der. ACM-FC 141bpm
Qual norm
WMF low2
PRF 2.4kHz
Gn 4.0
WMF 60 Hz
SV Angle 0
Size 3.0mm
Depth 60.8mm
Frq low
PRF 3.3kHz
Umb-PS 36.51cm/s
Umb-ED 9.99cm/s
Umb-S/D 3.65
Umb-PI 1.30
Umb-RI 0.73
Umb-MD 9.87cm/s
Umb-TAmax 20.47cm/s
Umb-FC 142bpm
Qual norm
WMF low2
PRF 3.6kHz
Gn -3.4
Frq low
Qual norm
WMF mid1
PRF 0.6kHz
2/3 Trim. Cardiac/OB
HI M 7.90 - 4.50
Gn -5
C8/M16
FF1/E4
SRI II 4/CRI 2
cm/s
Gn -5
WMF 60 Hz
SV Angle 0
Size 3.0mm
Depth 42.8mm
Frq mid
PRF 4.4kHz
Voluson E6
Der. Ut-PS 88.38cm/s
Der. Ut-ED 23.61cm/s
Der. Ut-S/D 3.74
Der. Ut-PI 1.69
Der. Ut-RI 0.73
Der. Ut-MD 22.45cm/s
Der. Ut-TAmax 38.32cm/s
Der. Ut-FC 85bpm
Gn -0.6
Frq mid
Qual norm
WMF low1
PRF 1.3kHz
Gn -5
WMF 60 Hz
SV Angle 0
Size 3.0mm
Depth 70.2mm
Frq mid
PRF 4.4kHz
Der. Ut-ED 30.21cm
Der. Ut-MD 30.01cm
Der. Ut-TAmax 44.88cm
Der. Ut-FC 81bp
PRF 1.3kH
2/3 Trim. Cardia
HI M 7.90